







# How to improve your home's hail-readiness



We want you to be confident that you're prepared, whatever the future holds. Here are some practical tips to help you get your home ready.

## Do it yourself

-  1 — Make sure all your windows are closed.
-  2 — If possible, park your car in a garage or somewhere covered.
-  3 — Check your roof's in a good condition. Look for any damaged or loose tiles.\*
-  4 — After a hail storm, remove blockages from drains and gutters to avoid flooding.\*

\*Take the right safety measures before starting and get professional help for any risky jobs.

## Ask an expert

-  5 — Cut back or remove any trees or branches that could damage your home.
-  6 — Cover flat roofs with gravel or plants for added hail protection.

## You should always..

- Seek shelter and stay inside – your health's more important than your belongings!
- Check and update your insurance cover.